

## Lifeboats (CODA)

### Common Lifeboat Characteristics

Structure: 5

Size/Decks: 1/1

Duration/Consumables\*: 10 days per 4 persons(ENT to TAS ); 2 weeks per person( Movie); 2 months per person(TNG)

### Equipment Common to Lifeboats

Rations: TYPE 1 Lifeboat=one month per 4 persons; TYPE 2 Lifeboat=two months per 4 persons; TYPE

3= three months per 4 persons.

All lifeboats have a locator beacon with a five light year range with a duration equal to lifeboat type in years. (TYPE 1=1 year, TYPE 2=2 years, TYPE 3=3 years).

Onboard Equipment:

- 1 medical pouch per person
- 2 Mylar blankets per person
- 1 knife per 4 persons
- 3 one-liter water bottles per person
- hot and cold weather suits. one each per person
- 1 survival manual per 4 persons
- 1 scanner or tricorder\*\* per 4 persons
- 1 pistol type energy weapon\*\*\* per 4 persons
- 1 communicator per person\*\*\*\*

### Performance by Era

Star Trek Enterprise to TAS: 300 kmh; Movie to TNG: 400 kmh

### General Shape by Type

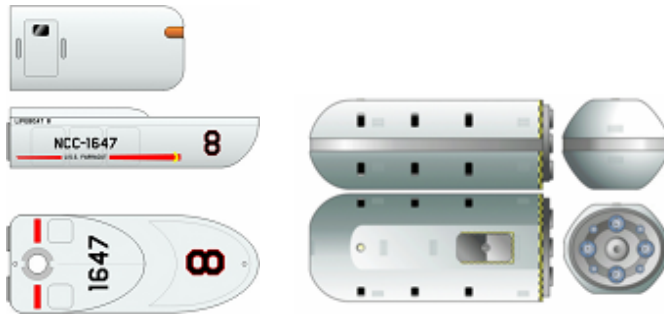


#### TYPE 1

Shape: Cube, Trapezoidal, "Bullet"

Dimensions: Length(m) 3-4; Beam(m) 3-4; Height(m) 2-4

Complement: minimum 1 to 8 maximum; 4 average



### TYPE 2

Shape: Solid Rectangle

Dimensions: Length(m)\* 3-4; Beam(m) 3-3.8; Height(m) 2-3 \**longest dimension*

Complement: minimum 1 to 12 maximum; 6 average



### TYPE 3

Shape: "Shuttlepod" (without warp nacelles)

Dimensions: Length(m) Any, but not to exceed 5 meters\*; Beam(m) Any, but not to exceed 4 meters; Height(m) Any, but not to exceed 4 meters \**Longest dimension*

Complement: minimum 12 to maximum 20; 14 average

---

\* Duration/Consumables is for heat, light and air.

\*\*Scanner or Tricorder by era

\*\*\*Pistol Type Energy Weapon by era and species

\*\*\*\*prior to TNG era.

---

### EXAMPLES



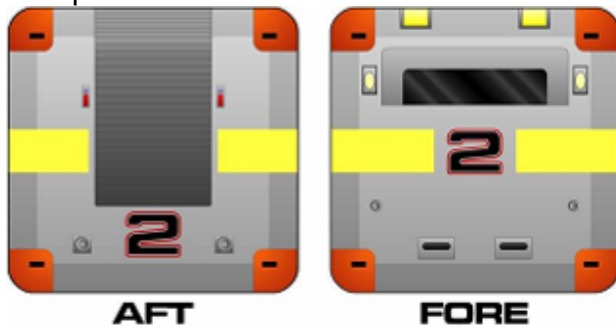
Star Trek Enterprise

TYPE 1

Shape: Cube

Dimensions: 3.6/3.4/2.1

Complement: 4




Movie(Constitution-class(refit))

TYPE 1

Shape: Cube

Dimensions: 3.8/3.8/3.8

Complement: 1



TNG (Enterprise D)

TYPE 1

Shape: Cube

Dimensions: 3/3/3

Complement: 6

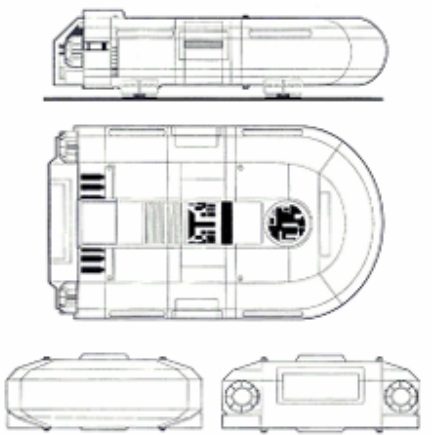


DS-9/Voy  
TYPE 1  
Shape: Cube  
Dimensions: 3.4/3.5/3.6  
Complement: 8



Enterprise E  
TYPE 1  
Shape: Trapezodial  
Dimensions: 4.6/4.6/2.6  
Complement: 8

---



TNG (Enterprise D)  
TYPE 2  
Shape : Solid Rectangle  
Dimensions: 4/3.1/2  
Complement: 12



Voy (Delta Flyer)  
TYPE 2  
Shape: Solid Rectangle  
Dimensions: 3/2/2  
Complement: 1

---